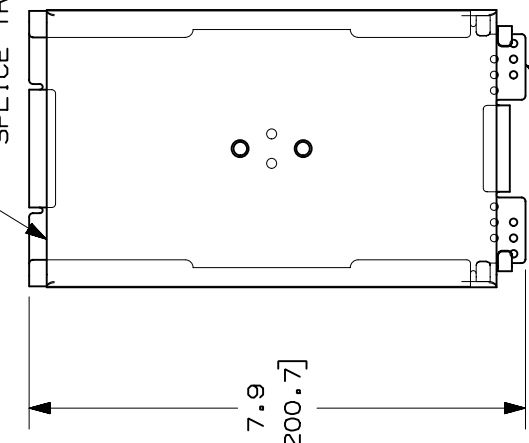
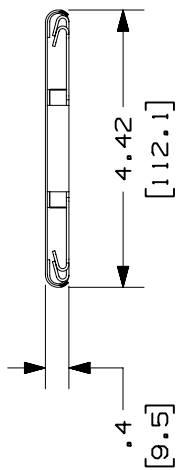


THIS COPY IS PROVIDED ON A RESTRICTED BASIS AND IS NOT TO BE USED IN ANY WAY DETRIMENTAL TO THE INTERESTS OF PANDUIT CORP.

CLEAR PLASTIC
SPLICE TRAY COVER

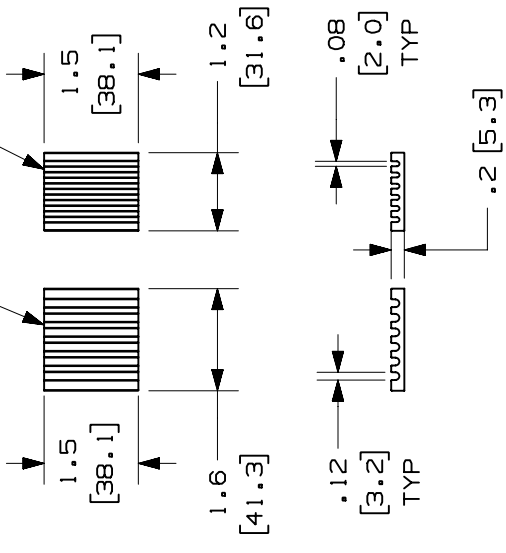


SPLICE TRAY BASE



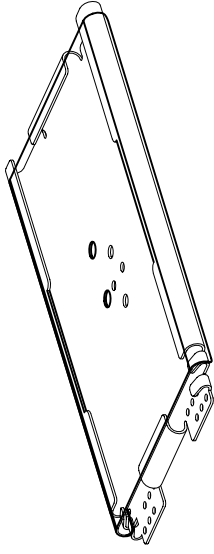
FUSION HOLDER

MECHANICAL
SPLICE HOLDER



PANDUIT P/N	WEIGHT
FST6	.29 LB/EA (131.54 g/EA)

- NOTES:
- SEE CATALOG FOR COMPLETE LIST OF PARTS APPLICABLE FOR USE WITH THIS PART.
 - DIMENSIONS IN PARENTHESES ARE IN METRIC.
 - TRAY WILL HOLD UP TO 12 MECHANICAL OR FUSION SPLICES.
 - INCLUDED WITH SPLICE TRAY;
 - 1 CLEAR PLASTIC COVER.
 - 2 MECHANICAL SPLICE HOLDERS.
 - 1 FUSION HOLDER.
 - 1 FOAM SPACER.
 - 5 GREEN CABLE TIES.
 - 5 BLUE CABLE TIES.
 - 1 6" PVC TUBE.



CAD FILENAME/LAYERS

M00873AA_DC_00A.PRT

PANDUIT

CORP. TINLEY PARK, ILLINOIS

SPLICE TRAY UNIT
12 MECHANICAL OR FUSION SPLICES
CUSTOMER DRAWING

UNLESS OTHERWISE SPECIFIED,
DIMENSIONAL TOLERANCES ARE:
(.X) ± .010 (-.3)
(.XXX) ± .010 (-.3)
(.XX) ± .03 (-.8) ANGLES ±

UNLESS OTHERWISE SPECIFIED,
ALL DIMENSIONS ARE GIVEN
IN INCHES, THIRD ANGLE PROJECTION.

REV	DATE	BY	CHK	DESCRIPTION	ECN	CHK	CUST	SUP
R	8-26-00			RELEASED TO PRODUCTION.	00873-09			
					DRAWN BY	MAT'L:		SCALE
					DATE	8-26-00		DWG
					CHECKED BY			DRAWING NO.
								NONE
								00873-09
								A
								SIZE